



## OFFICE

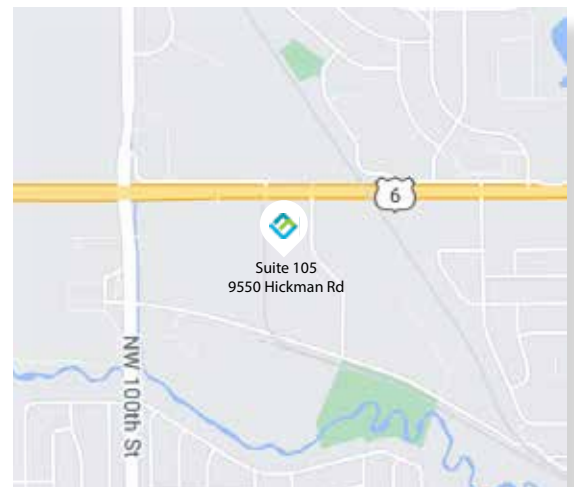
5,575 SF SUITE

## PROPERTY HIGHLIGHTS

- » Updated space with 10 private offices, 10 built-in workstations, large conference room, 20-person training room, break room, reception
- » Private and common area restrooms
- » Multiple entrances
- » Ample parking
- » Highly visible on Hickman Road in Clive
- » Easy access to I35/80

## AVAILABILITY

- » Base Rent: \$9.25 PSF NNN
- » Est. 2023 operating expenses: \$8.95 PSF



Information contained here deemed reliable but not guaranteed by Landmark Brokerage, Inc.

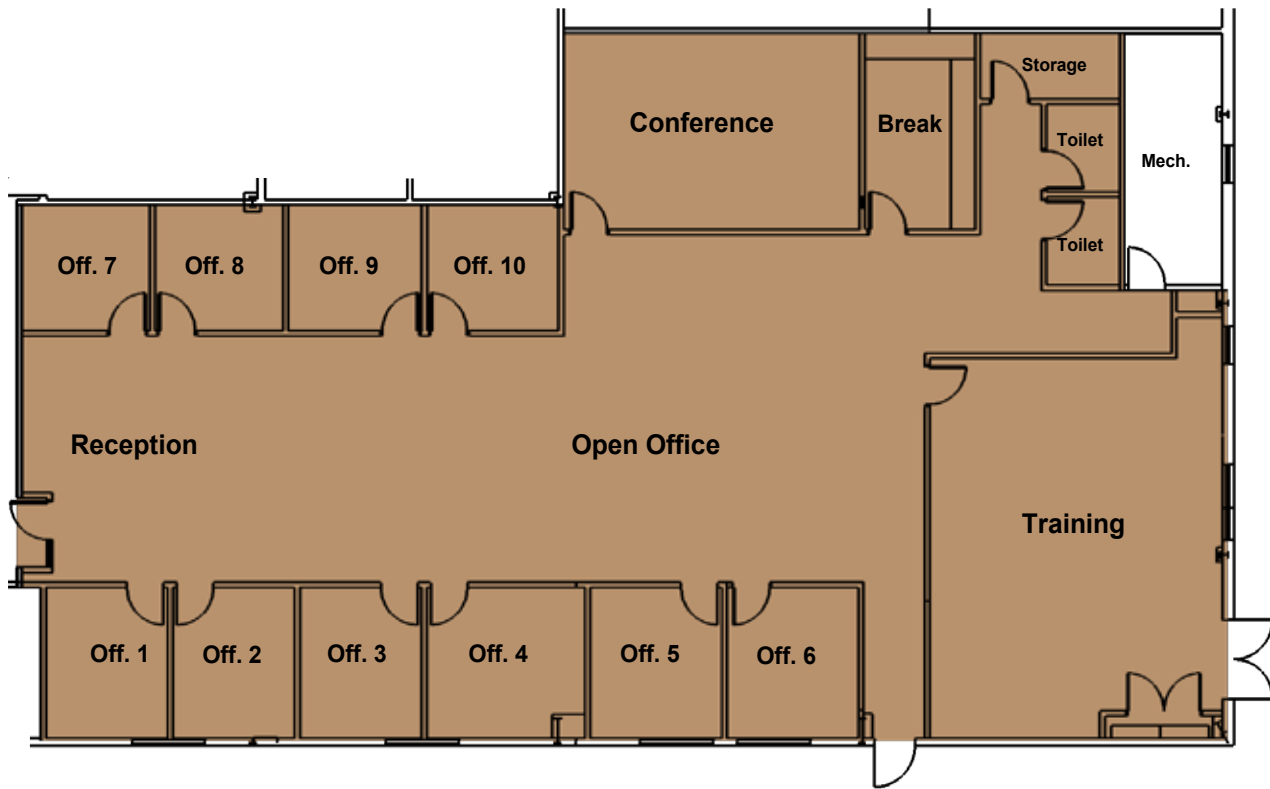
9550 Hickman Road // Suite 100  
Clive, Iowa 50325

**Mike Bonnett**  
P. 515.986.5994  
C. 515.865.6086  
E. mbonnett@lmcompanies-inc.com

[lmcompanies-inc.com](http://lmcompanies-inc.com)

## SUITE 105 LAYOUT

5,575 SF



Information contained here deemed reliable but not guaranteed by Landmark Brokerage, Inc.

9550 Hickman Road // Suite 100  
Clive, Iowa 50325

**Mike Bonnett**  
P. 515.986.5994  
C. 515.865.6086  
E. mbonnett@lmcompanies-inc.com

[lmcompanies-inc.com](http://lmcompanies-inc.com)

## SUITE 105











Information contained here deemed reliable but not guaranteed by Landmark Brokerage, Inc.

## SUITE 105



Information contained here deemed reliable but not guaranteed by Landmark Brokerage, Inc.

	<u>3 miles</u>	<u>5 miles</u>
 Population	79,131	211,529
 Median Household Income	\$76,223	\$80,848
 Median Age	40	37.8
 Total Businesses	5,258	9,413
 Total Employees	78,456	141,728
 Owner Occupied Housing	65.6%	64%
 Median Net Worth	\$201,623	\$198,329
 College Graduate +	33.3%	35.8%

Source: ESRI 2022 Estimates

Information contained here deemed reliable but not guaranteed by Landmark Brokerage, Inc.

SUITE 105  
9550 HICKMAN ROAD, CLIVE



Map data © 2021 Google Maps

Information contained here deemed reliable but not guaranteed by Landmark Brokerage, Inc.



9550 Hickman Road // Suite 100  
Clive, Iowa 50325

Mike Bonnett  
P. 515.986.5994  
C. 515.865.6086  
E. mbonnett@lmcompanies-inc.com

[lmcompanies-inc.com](http://lmcompanies-inc.com)